
KCSD Virtual Academy

— Asynchronous - Non Live
Learning option —

Introductions

Justin Evey - Virtual Academy Principal

Elizabeth Barnhart -Director of Special Education

Megan Hull - Director of Curriculum and Technology Innovation

Chad Krape - Supervisor of Technology

Meeting Agenda

1. Overview of Accelerate Ed
2. Genius
3. Attendance
4. Important Resources
5. Cyber Enrollment
6. Things to Remember
7. Computer Distribution

Accelerate Education

— K-5 —

About the Vendor

All courses are PA standards aligned

Students will have an online vendor teacher that will grade, post work, provide feedback

The online teacher will check in with each student, SYNCHRONOUS - LIVE each week. This provides an opportunity for help and support. Many teachers prefer to give spelling tests in real time to students.

Students will receive workbooks for offline work as well as a material kit with supplies to complete the activities in the program



Balanced Literacy Approach

By stating objectives and clear learning goals, students will be **75%** more successful in their outcomes.
Each of our Accelerate Education lessons sets students up for success with this consistent lesson introduction.

1.1 My Adventures Module 1: My Adventures

Learning Coach



Today, we are going to be introduced to our spelling vocabulary words for this week.

We will also learn about story structure and how it

1.1 My Adventures Module 1: My Adventures

Table of Contents

Learning Coach

1.1 - My Adventures

Today we are going to take a look at the CCVC pattern in our spelling words. We will also preview our vocabulary words and set a purpose for reading our story. We will look at what makes a complete sentence and explore personal narratives. We will finish up with a journal entry.

Objectives

Students will:

1. Use the CCVC pattern to read words.
2. Identify the parts of story structure.
3. Explain the components of a complete sentence.

Key Words:

CCVC
adventure
story

[Visible Learning for Literacy: Implementation the Practices that Work to Best Accelerate Student Learning](#) (Fischer, Frey and Hattie)

WORKBOOK – OFFLINE ACTIVITIES

My name is _____

1) Follow the model and finger trace A and a, then read the sentence aloud.

Aa is for

2) Use your pencil to trace A and a, then read the sentence aloud.

Aa is for

3) Use your pencil to trace the letters, start and at the dots and write your own.

Aa is for

4) Copy this sentence on the line:

A is for ant.



Pairs of Shoes

Count by 2's. Then write the number.

 <input type="text"/>	 <input type="text"/>
 <input type="text"/>	 <input type="text"/>
 <input type="text"/>	 <input type="text"/>

Fishing For Answers

Student Name: _____

Color the fish below that show ways to make 9.

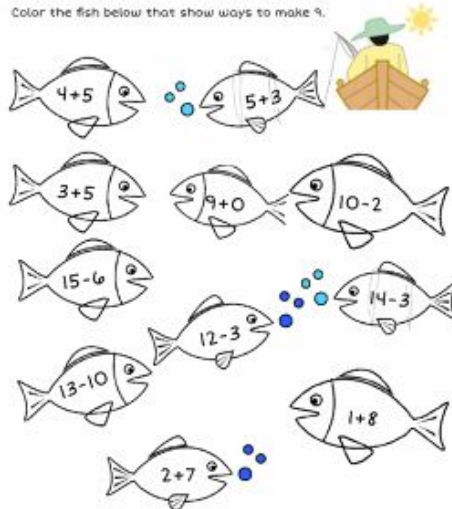


Table of Contents

Learning Coach

Introduction

 What will we be learning today?



MAKING THIS ACTIVITY COMPLETE You must be

Table of Contents

Learning Coach

Learning Coach Responsibilities

What will you be doing?

As the learning coach, you are going to work very closely with your student and your student's online teacher. Below is a brief video explaining some of your responsibilities.



MAKING THIS ACTIVITY COMPLETE You must be enrolled as a student

Learning Coach Support

<https://learningcoach.accelerate.education/>

Learning Coach Resources

Search here for quick help

Have a question? Ask or enter a search term

Search

Getting Started

The 10 Steps to Getting Started as a Learning Coach



Learn More about 10 things to get your student started with online learning.

LEARN MORE

Elementary Learning Coach Resources

Find Resources for Grades K-5



Click here to find resources specific to your student's grade level.

LEARN MORE

Grades 6-12 Learning Coach Resources

Find Resources for Grades 6-12



Click here to find resources specific to your student's grade level.

LEARN MORE

Understanding the Role of the Learning Coach

A LEARNING COACH IS A PARENT, FAMILY MEMBER OR OTHER ADULT THAT IS AT HOME WITH THE STUDENT.

THE ROLE OF THE LEARNING COACH IS TO:

- Guide the student through the lessons as needed
- Discuss concepts being taught
- Assist with interactive tools and games
- Oversee assignments
- Help facilitate hands on learning that may be in the course
- Check for understanding on assignments
- Keep the student on schedule and on pace
- Ensure all components of the course are being done with fidelity (independent reading, novel studies, practice activities, etc)
- Communicate with teacher(s) as needed





My Role as a Learning Coach

5273 views / April 8, 2019 /



Designing a Productive Learning Space

2210 views / April 9, 2019 /



A Typical Day: Setting a Schedule

6068 views / September 16, 2018 /



Communicating with the Teacher

1639 views / September 16, 2018 /



Navigating a Course

2330 views / September 16, 2018 /



Materials Preparation

2303 views / September 16, 2018 /



Completing and Turning in Assignments

3677 views / April 10, 2019 /



Checking Student Grades

785 views / April 10, 2019 /



Making Sure Your Student is on Pace

Setting and Following a Schedule

- ▶ Setting and following a schedule is important because it keeps the student in a routine. Here is a suggested schedule.

Language Arts	60 to 75 minutes daily
Math	45 to 60 minutes daily
Social Studies	30 to 45 minutes daily
Sciences	30 to 45 minutes daily
Other (Art, Music)	30 to 45 minutes, 2 to 3 times a week

Suggested Schedule Grades

Subject	Suggested Time
Morning Meeting (Discuss Calendar, Weather, the lessons for the day)	15-20 minutes
Language Arts	60-75 minutes
Snack/ Brain Break (play a game, exercise, move around)	20 minutes
Mathematics	45-60 minutes
Lunch/Free Play	40 minutes
Science	30-45 minutes
Brain Break	10 minutes
Social Studies	30-45 minutes
Brain Break	10 minutes
Electives (Art, Music, etc)	30 minutes
Afternoon Meeting (Discuss what was learned today across the subjects. What the student's favorite activity was, what they feel they need more help with)	15-20 minutes


Suggested Schedule Grades

Subject	Suggested Time
Morning Meeting (Discuss Goals for the day, current events, upcoming activities)	15-20 minutes
Language Arts	60-75 minutes
Snack/ Brain Break (play a game, exercise, move around)	20 minutes
Mathematics	45-60 minutes
Lunch/Free Play	40 minutes
Science	30-45 minutes
Social Studies	30-45 minutes
Brain Break	10 minutes
Electives (Art, Music, etc)	30 minutes
Afternoon Meeting (Discuss what was learned today across the subjects. What the student's favorite activity was, what they feel they need more help with)	15-20 minutes

Wednesday, August 19, 2020




ANNOUNCEMENTS



Algebra 1 A - AE 20-21 (Auchey)

8/10/20 - 8/31/21



Algebra 1 A - AE Section 2

2018-2019
1/13/20 - 8/31/20



American Government - AE 20-21

2020-2021
8/10/20 - 8/31/21





Anchorage-t Anchorage-t

Shelley Andrus

+55 MORE



Progress: 6%

ACTIVITIES

TO-DO LIST

23



Module 1 Weekly Work: My Adventures

Last visited activity



Reading Level Assessment

Up next

Search



Resources



Module 1: My Adventures



1.1 My Adventures



1.2 My Adventures



1.3 My Adventures



1.3 Reading Comprehension Assessment



Getting Started

< > [Language Arts 3 A - AE 19-20 / Resources](#)

Table of Contents

Learning Coach


Welcome to Language Arts!

What will you be doing this year?

You are going to have so much fun learning language arts this year! We are so happy to have you with us and really look forward to getting started. Are you curious about what you will be learning? Watch the video below to see!




Learning Center

 This week, we will be reading about a dog named Barkley and his owner, Evan. These two are quite a pair. The story is called, "Finding Agent Barkley." What do you think this story might be about?

Today we are going to take a look at **story structure**. As we read our story throughout the week, we will pay close attention to the story structure.

Reading



What is story structure?

When we talk about story structure, we are talking about the setting, the characters and the plot of the story. Let's take a look at each one of those pieces together.

4 of 7

0:00 / 1:05

Tools for Support

YOUTUBE Channel - AE

-https://www.youtube.com/channel/UCtKn8Sin6Q_2uVk3SxYG6tg

The screenshot shows a web browser with multiple tabs open, including 'First Grade Language Arts A and...', 'Index', 'Algebra 1 A - AE 20-21 - Editor', and 'Accelerate Education - YouTube'. The address bar shows the URL 'youtube.com/channel/UCtKn8Sin6Q_2uVk3SxYG6tg'. The browser's bookmark bar contains links to 'Apps', 'Yahoo - login', 'Accelerate Education', 'Google', 'Paycheck Records', 'Career Readiness St...', 'Google Drive: Sign-in', 'Login - HappyFox', 'Accelerate Educatio...', and 'Capital Area Online...'. The YouTube interface features a left sidebar with navigation options: Home, Trending, Subscriptions, Library, and History. A 'Sign in' button is present with the text 'Sign in to like videos, comment, and subscribe.' Below this is a 'BEST OF YOUTUBE' section with categories like Music, Sports, Gaming, Movies & Shows, and News. The main content area displays the 'Accelerate Education' channel header with a logo, 223 subscribers, and tabs for HOME, VIDEOS, PLAYLISTS, CHANNELS, DISCUSSION, and ABOUT. Under the 'Uploads' section, there are six video thumbnails with their titles and view counts: 'Learning Coach Overview K5 (Accelerate Education) 2020' (9.5K views), 'Middle and High School Overview for Families' (2.3K views), 'How To Set Blackout Dates' (129 views), 'Credit Recovery Options with Accelerate Education' (118 views), and '2nd Grade Language Arts' (2.6K views). A 'Created playlists' section is partially visible at the bottom.

First Grade Language Arts A and... | Index | Algebra 1 A - AE 20-21 - Editor | Accelerate Education - YouTube

youtube.com/channel/UCtKn8Sin6Q_2uVk3SxYG6tg

Apps | Yahoo - login | Accelerate Education | Accelerate Education | Google | Paycheck Records | Career Readiness St... | Google Drive: Sign-in | Login - HappyFox | Accelerate Educatio... | Capital Area Online...

YouTube

Home | Trending | Subscriptions | Library | History

Sign in to like videos, comment, and subscribe.

SIGN IN

BEST OF YOUTUBE

Music | Sports | Gaming | Movies & Shows | News

Accelerate Education
223 subscribers

HOME | VIDEOS | PLAYLISTS | CHANNELS | DISCUSSION | ABOUT

Uploads | PLAY ALL

Learning Coach Overview K5 (Accelerate Education) 2020
9.5K views • 1 month ago

Middle and High School Overview for Families
2.3K views • 1 month ago

How To Set Blackout Dates
129 views • 1 year ago

Credit Recovery Options with Accelerate Education
118 views • 1 year ago

2nd Grade Language Arts
2.6K views • 1 year ago

Created playlists

Genius

Genius is the student information system that is the hub for accessing all of your courses and is the same login for parents for their guardian account

To access Genius, go to: <https://caiu.geniussis.com/PublicWelcome.aspx>

WELCOME TO CAOLA!

Capital Area Online Learning Association (CAOLA) is a collaborative effort between CAIU, member school districts and Intermediate Units to provide new learning options for our students. CAOLA's web-based courses meet the increasing demand for high quality student instruction that incorporate proven online learning practices and next generation software. The key objectives of the program are to address unmet needs of students by increasing available learning options, meeting various learning modalities, connecting required learning to real-world applications and increasing available options for credit recovery, interventions, home bound, and alternative education.

We are happy you have decided to join us, and we are looking forward to providing you with a comprehensive and rewarding learning experience. From this website students, parents, advisors and site administrators are able to easily manage student data and communication.

Login

Login

Password

Login

[Forgot your Login and/or Password?](#)

News and Announcements



- Dashboard
- Messages
- Contact School
- Course Information
- Academic Snapshot
- Suggested Pacing
- Gradebook
- Student Activity
- View Transcript
- Edit Account
- School Calendar



DASHBOARD

Here you can see an overview of the current student status and academic progress.

Academic Snapshot



This student is currently enrolled in 4 courses:

Course	Start Date	End Date	Grade	Assignments	Pacing
English 1 Part 1 [Foundation]	08/28/2019	08/28/2020	86%	10 of 38	Behind
World History Part 1 [Foundation]	08/28/2019	08/28/2020	89%	18 of 38	Behind
Physical Science Part 1 [Competency Based]	08/28/2019	08/28/2020	57%	15 of 48	Behind
Pre-Algebra Part 1 [Competency Based]	08/28/2019	08/28/2020	92%	36 of 48	Behind

Upcoming Events



There are no events scheduled for this student.

[See more events...](#)

Activity

These are the latest activities for this student:

Course	Time
Pre-Algebra Part 1 [Competency Based]	8/18/2020 AM
Pre-Algebra Part 1 [Competency Based]	8/18/2020 AM
Physical Science Part 1 [Competency Based]	8/18/2020 AM
Physical Science Part 1 [Competency Based]	8/18/2020 AM
Physical Science Part 1 [Competency Based]	8/18/2020 AM



ACADEMIC SNAPSHOT


Here you can see the status and academic progress for the courses the student is enrolled in.

Academic Snapshot

English 1 Part 1 [Foundation]




Enrollment: Aug 28, 2019 to Aug 28, 2020
Grade: 86%
Assignments: 10 of 38
Pacing: 28 assignments behind
Last Activity: Aug 17, 2020



World History Part 1 [Foundation]



Enrollment: Aug 28, 2019 to Aug 28, 2020
Grade: 89%
Assignments: 18 of 38
Pacing: 20 assignments behind
Last Activity: Aug 18, 2020



Pre-Algebra Part 1 [Competency Based]




Enrollment: Aug 28, 2019 to Aug 28, 2020
Grade: 92%
Assignments: 36 of 48
Pacing: 12 assignments behind
Last Activity: Aug 18, 2020



Physical Science Part 1 [Competency Based]



Enrollment: Aug 28, 2019 to Aug 28, 2020
Grade: 57%
Assignments: 15 of 48
Pacing: 33 assignments behind
Last Activity: Aug 18, 2020



DO NOT USE! This does not contact the school!

Dashboard

Messages

Contact School

Course Information

Academic Snapshot

Suggested Pacing


Gradebook

Student Activity

View Transcript

Edit Account

School Calendar

 **CONTACT SCHOOL**

Please send us your question or concern and we will reply as soon as possible.

From: Emma Evey

Priority: Select...

Subject:

Paragraph Font Size Color

B I U abc

Send

Attendance

- Attendance is calculated based upon assignment completion in order to stay on pace or ahead
- From your dashboard -take the total number of assignments and divide it by the weeks of enrollment

Example: Math=90 assignments, English=90 assignments, Science=90 assignments, History=90 assignments - $90+90+90+90=360$ total assignments

Enrollment is 18 weeks ($\frac{1}{2}$ year) $360/18=20$ assignments per week or 4 per day

In this case, we would look for 20 assignments per week to be considered full attendance

Missing assignments would equal absences - 2= $\frac{1}{2}$ day, 4= 1 full day, 6=1.5 days, etc.

Attendance - KEY POINTS

- You must keep on pace or ahead
- You do not follow the school calendar
- If school is closed, you maintain your pacing as your enrollment does not change
- Remember, your pacing is spaced out over your entire enrollment period so it is longer than 18 weeks. The school calendar is based upon 18 weeks and the program will pace you slower because it uses every week from your start date to end date for pacing
- You will need to adjust your pacing if you are following the school calendar

Grading

All courses use the traditional grading scale

100-90=A

89-80=B

79-70=C

69-60=D

59 and below is failing

This grading scale is not the same as the district's grading system

Students are expected to submit authentic work, not plagiarized material

District Assessments/State Assessments/Progress Monitoring

- Although you are “at home” cyber, there may be times that you are required to come into school

This could include but not limited to:

- A. District Assessments - Aimsweb (K-2) and MAP Growth (3-5)
- B. PSSA Exams - Grades 3-5
- C. Progress Monitoring - Special Education
- D. Requested Meetings

We will try our best to deliver assessments and meetings online at your request when possible

IMPORTANT RESOURCES at <https://oll.kcsd.k12.pa.us/>

Elementary Online Resources:

- The Role of the Learning Coach
- <https://learningcoach.accelerate.education/>
- KCSD Cyber Handbook
- KCSD Virtual Academy Forms
- How to Access Your Online Classes

Cyber Enrollment

- Must have your child registered in KCSD and have completed the registration process in order to begin in our program and to be issued a computer
- Please complete the Virtual Academy enrollment forms and either scan or take a picture of the forms and email, drop them off at central office or mail them back in the mail to:

Justin Evey

86 Administration Drive

Mill Hall, PA 17751

Email - jevey@kcsd.us

Cyber Forms (see Virtual Academy Website)

1. Attendance
2. Student/Parent expectations and commitment
3. Summary form
4. Computer Loan Agreement

Please consider insuring your computer as you are responsible for your school issued device. (see information in the Handbook)

Things to Remember

- If you are choosing our cyber program, we are asking for a commitment for at least the first semester as this is designed as a full year program
- **The grace period is 1 week - Please Notify me by September 9th if you are withdrawing for another option.**
- If you transition back to regular school the sequence most likely is not going to match the classroom
- Communication will occur using email/Genius - it is important to check for messages, monitor your child and report any issues immediately
- Kits will be mailed directly to you so it is important that we have your current address

Computer Distribution

- Wednesday, August 26, 2020 - CMHS - 8am-3pm
- Thursday, August 27, 2020 - CMHS 12pm-6pm

Please complete the Computer Agreement Form and turn it in when you pick up your computer. You may also drop off your enrollment forms if that is more convenient.

- If you do not wish to have a school device or already have been issued a school device you do not need to worry about computer distribution